


GENERAL NOTES

1. The most recent revision of the Maine Subsurface Wastewater Disposal Rules ("Rules") is hereby made part of this HHE-200 Form and shall be consulted by the disposal system installer for further construction details, material specifications, cautions, and other related details pertinent to the installation of this disposal system.
2. The HHE-200 Form is intended to represent facts pertinent to the "Rules" only. The owner or applicant must check both local and state ordinances and regulations regarding other building regulations (i.e. zoning, wetlands, building codes, minimum lot size, etc.) before considering this an approved or buildable site.
3. All information shown on this form relating to property lines and subsurface structures (such as but not limited to: water lines, septic tanks, cess pools, cellar drains, utility lines, etc.) are noted, plotted or left off as not affecting the system based on information provided by the owner or his agent. It is the responsibility of the owner or his agent to confirm, **BEFORE CONSTRUCTION BEGINS**, the above and/or other features which may affect (or be adversely affected by) the installation of this system.
4. When a gravity system is proposed, **BEFORE CONSTRUCTION BEGINS**, the disposal system installer and building contractor shall review the relative elevations of all points given on this HHE-200 Form and the elevation of the existing or proposed building drain and septic tank openings for compatibility to the minimum code pitch requirements. Any questions that arise should be directed to the local plumbing inspector or design site evaluator. When a pump system is installed it should be sealed (along with the tank) and an alarm device warning of pump failure shall be installed. At present, venting of pumped systems is optional.
5. If the use of a laundry machine becomes excessive, a separate laundry bed should be designed and installed. A lint catching device should be installed for the washing machine (if it doesn't have one) and cleaned frequently. If a distribution box has been shown in the design and is intended to offer an inspection port whereby the owner can check for excessive lint or grease build-up before damage to the system is done. Inspection should be frequent. This system has not been designed or sized to accommodate a garbage disposal. If one is to be used, you must first notify me so that I can increase the disposal size and septic tank capacity.
6. The actual flow or number of bedrooms shall not extend the design criteria indicated on this HHE-200 Form without a re-evaluation of the system.
7. The general setback distance between a well and disposal system serving a single-family residence is 100 feet. The location of a new well that is within 100 feet of the proposed system may void this design. Locations of all wells within 200' of any component shall be located before construction begins and any well within 100' shall be applied to the 100' Rule. For additional setback requirements, see Chapter 4 of the "Rules".
8. All construction shall be inspected by the local plumbing inspector and shall comply with Chapter 12, Section 1205 of the "Rules".
9. If the owner or installer has any questions, please do not hesitate to contact me.
10. The system shall not be exposed to flushable wipes or any solid granular clothes washing detergents because of the threat of premature system failure.
11. All proprietary devices, regardless of the brand, shall be installed to the manufacturer's specifications, at all times.
12. Take all necessary precautions to insulate all lines and/or components of the disposal system in such a way that prevents freezing.

 SE#373

Date: 12/19/2017




Department of Human Services, Bureau of Health
Division of Health Engineering, Wastewater and Plumbing Control Program
Top Nine Tips for a Healthy Septic Tank

1. Pump your septic tank every two to five years, depending how heavily the system is used. Insist that the pumper clean your septic tank through the manhole in the center of the top of your septic tank, rather than the inspection ports above the inlet and outlet baffles.
2. Keep kitchen grease, such as bacon fat and deep fryer oil, out of your septic system. It is not broken down easily by your system, can clog your drain field, and cannot be dissolved by any readily available solvent that is legal to introduce to groundwater.
3. Space out laundry loads over the course of the week and wash only full loads. The average load of laundry uses 47 gallons of water. One load per day rather than 7 loads on Saturday makes a big difference to your septic system. Also, front-loading washers use less water than top loading machines.
4. Install low usage water fixtures. By installing low water usage showerheads (2.5 gallons/minute), toilets (1.6 gallons), dishwashers (5.3 gallons) and washing machines (14 gallons) an average family can reduce the amount of water entering the septic system by 20,000 gallons per year! Low flow showerheads and toilets can be purchased at local lumberyards. Water saving dishwashers and washing machines can be purchased at better appliance stores.
5. Install a septic tank outlet filter in your tank. These generally sell for \$100 to \$200 depending upon brand and model. They catch small floating particles and lightweight solids, such as hair, before they can make it out to the disposal area and cause trouble. Some models are also designed to capture suspended grease.
6. Use liquid laundry detergent. Powdered laundry detergents use clay as a "carrier." This clay can hasten the buildup of solids in the septic tank and potentially plug the disposal area.
7. Minimize the amount of household cleaners (bleach, harsh cleaners) and similar potentially toxic substances entering the septic system. Pump your septic tank every 6 to 12 months if you do lots of painting or staining, as with a home remodel or renovation, and you wash the tools in a sink or basin which drains to the septic system. Note: some substances are not allowed to be introduced into septic systems or groundwater tables. If in doubt, contact the Local Plumbing Inspector for more information.
8. Do not use disinfecting automatic toilet bowl cleaners, such as those containing bleach or acid compounds. The continuous slow release of these chemicals into the septic system kills the micro-organisms which treat your wastewater.
9. You do not need to put special additives into your septic system. In fact, some can do more harm than good. Those which advertise that they will remove solids from your tank, usually do. The problem is that the solids exit the tank and end up in the disposal field. Once there, the solids seal off the disposal area, and the system malfunctions. Also, although it hurts nothing, it is not necessary to "seed" a new system with yeast, horse manure, and so forth. Normal human waste contains enough bacteria for the septic tank, and other microbes are already present in the soil and stones of the disposal area.

Jeffrey L. Malinowski SE#373

Date: 12/19/2017



P/F processed 6/11/18

SUBSURFACE WASTEWATER DISPOSAL SYSTEM APPLICATION

Maine Dept. Health & Human Services
 Div of Environmental Health, 11 SHS
 (207) 287-5672 Fax: (207) 287-4172

PROPERTY LOCATION

City, Town, or Plantation: **Augusta**

Street or Road: **110 Young Road**

Subdivision, Lot #: **72/15**

OWNER/APPLICANT INFORMATION

Name (last, first, MI): **Chadbourne Skip** Owner Applicant

Mailing Address of Owner/Applicant: **57 Eagle Lodge Lane
 Dresden, Maine 04342**

Daytime Tel. #: **(207) 713-9300**

To: **AUGUSTA** PERMIT #7506 TOWN COPY

Date Permit Issued: **6/5/18** \$ **265.00** fee

[Signature] LPI # **1241**

OWNER OR APPLICANT STATEMENT

I state and acknowledge that the information submitted is correct to the best of my knowledge and understand that any falsification is reason for the Department and/or Local Plumbing Inspector to deny a Permit.

Signature of Owner or Applicant: *[Signature]* Date: **6-8-18**

CAUTION: INSPECTION REQUIRED

I have inspected the installation authorized above and found it to be in compliance with the Subsurface Wastewater Disposal Rules Application. **7-2-18** (1st) date approved

[Signature] Local Plumbing Inspector Signature (2nd) date approved

PERMIT INFORMATION

TYPE OF APPLICATION <input checked="" type="checkbox"/> 1. First Time System <input type="checkbox"/> 2. Replacement System Type replaced: _____ Year installed: _____ <input type="checkbox"/> 3. Expanded System <input type="checkbox"/> a. Minor Expansion <input type="checkbox"/> b. Major Expansion <input type="checkbox"/> 4. Experimental System <input type="checkbox"/> 5. Seasonal Conversion	THIS APPLICATION REQUIRES <input checked="" type="checkbox"/> 1. No Rule Variance <input type="checkbox"/> 2. First Time System Variance <input type="checkbox"/> a. Local Plumbing Inspector Approval <input type="checkbox"/> b. State & Local Plumbing Inspector Approval <input type="checkbox"/> 3. Replacement System Variance <input type="checkbox"/> a. Local Plumbing Inspector Approval <input type="checkbox"/> b. State & Local Plumbing Inspector Approval <input type="checkbox"/> 4. Minimum Lot Size Variance <input type="checkbox"/> 5. Seasonal Conversion Permit	DISPOSAL SYSTEM COMPONENTS <input checked="" type="checkbox"/> 1. Complete Non-engineered System <input type="checkbox"/> 2. Primitive System (graywater & alt. toilet) <input type="checkbox"/> 3. Alternative Toilet, specify: _____ <input type="checkbox"/> 4. Non-engineered Treatment Tank (only) <input type="checkbox"/> 5. Holding Tank, _____ gallons <input type="checkbox"/> 6. Non-engineered Disposal Field (only) <input type="checkbox"/> 7. Separated Laundry System <input type="checkbox"/> 8. Complete Engineered System (2000 gpd or more) <input type="checkbox"/> 9. Engineered Treatment Tank (only) <input type="checkbox"/> 10. Engineered Disposal Field (only) <input type="checkbox"/> 11. Pre-treatment, specify: _____ <input type="checkbox"/> 12. Miscellaneous Components
SIZE OF PROPERTY 2.3± SQ. FT. ACRES	DISPOSAL SYSTEM TO SERVE <input checked="" type="checkbox"/> 1. Single Family Dwelling Unit, No. of Bedrooms: 3 <input type="checkbox"/> 2. Multiple Family Dwelling, No. of Units: _____ <input type="checkbox"/> 3. Other: _____ (specify) Current Use <input type="checkbox"/> Seasonal <input type="checkbox"/> Year Round <input type="checkbox"/> Undeveloped	TYPE OF WATER SUPPLY Proposed <input checked="" type="checkbox"/> 1. Drilled Well <input type="checkbox"/> 2. Dug Well <input type="checkbox"/> 3. Private <input type="checkbox"/> 4. Public <input type="checkbox"/> 5. Other

DESIGN DETAILS (SYSTEM LAYOUT SHOWN ON PAGE 3)

TREATMENT TANK <input checked="" type="checkbox"/> 1. Concrete <input checked="" type="checkbox"/> a. Regular <input type="checkbox"/> b. Low Profile <input type="checkbox"/> 2. Plastic <input type="checkbox"/> 3. Other: _____ CAPACITY: 1000 GAL.	DISPOSAL FIELD TYPE & SIZE <input checked="" type="checkbox"/> 1. Stone Bed <input type="checkbox"/> 2. Stone Trench <input type="checkbox"/> 3. Proprietary Device <input type="checkbox"/> a. cluster array <input type="checkbox"/> c. Linear <input type="checkbox"/> b. regular load <input type="checkbox"/> d. H-20 load <input type="checkbox"/> 4. Other: _____ SIZE: 1200 sq. ft. <input checked="" type="checkbox"/> sq. ft. <input type="checkbox"/> lin. ft.	GARBAGE DISPOSAL UNIT <input checked="" type="checkbox"/> 1. No <input type="checkbox"/> 2. Yes <input type="checkbox"/> 3. Maybe If Yes or Maybe, specify one below: <input type="checkbox"/> a. multi-compartment tank <input type="checkbox"/> b. _____ tanks in series <input type="checkbox"/> c. increase in tank capacity <input type="checkbox"/> d. Filter on Tank Outlet	DESIGN FLOW 292 gallons per day BASED ON: <input checked="" type="checkbox"/> 1. Table 501.1 (dwelling unit(s)) <input type="checkbox"/> 2. Table 501.2 (other facilities) SHOW CALCULATIONS for other facilities
SOIL DATA & DESIGN CLASS PROFILE CONDITION DESIGN 8 / C / 1 at Observation Hole # TB#2 Depth 20" of Most Limiting Soil Factor	DISPOSAL FIELD SIZING <input type="checkbox"/> 1. Small—2.0 sq. ft. / gpd <input type="checkbox"/> 2. Medium—2.6 sq. ft. / gpd <input type="checkbox"/> 3. Medium—Large 3.3 sq. ft. / gpd <input checked="" type="checkbox"/> 4. Large—4.1 sq. ft. / gpd <input type="checkbox"/> 5. Extra Large—5.0 sq. ft. / gpd	EFFLUENT/EJECTOR PUMP <input checked="" type="checkbox"/> 1. Not Required <input type="checkbox"/> 2. May Be Required <input type="checkbox"/> 3. Required Specify only for engineered systems: DOSE: _____ gallons	<input type="checkbox"/> 3. Section 503.0 (meter readings) ATTACH WATER METER DATA LATITUDE AND LONGITUDE at center of disposal area Lat. 44° d 19' m 55" s Lon. 69° d 39' m 37" s if g.p.s, state margin of error: _____

SITE EVALUATOR STATEMENT

I certify that on **12/16/2017** (date) I completed a site evaluation on this property and state that the data reported are accurate and that the proposed system is in compliance with the State of Maine Subsurface Wastewater Disposal Rules (10-144A-CMR 244)

[Signature] Site Evaluator Signature


Jeffrey L. Malinowski Site Evaluator Name Printed

373 SE.#

776-8003 Telephone Number

12-19-2017 Date

E-mail Address: **MALINOWSKI373**



Note: Changes to or deviations from the design should be confirmed with the Site Evaluator.

HHE-200 Rev. 08/2011 Page 1 of 3

SUBSURFACE WASTEWATER DISPOSAL SYSTEM APPLICATION

Department of Human Services
 Division of Health Engineering
 (207) 287-5672 Fax: (207) 287-3165

Town, City, Plantation

Street, Road, Subdivision

Owner's Name

Augusta

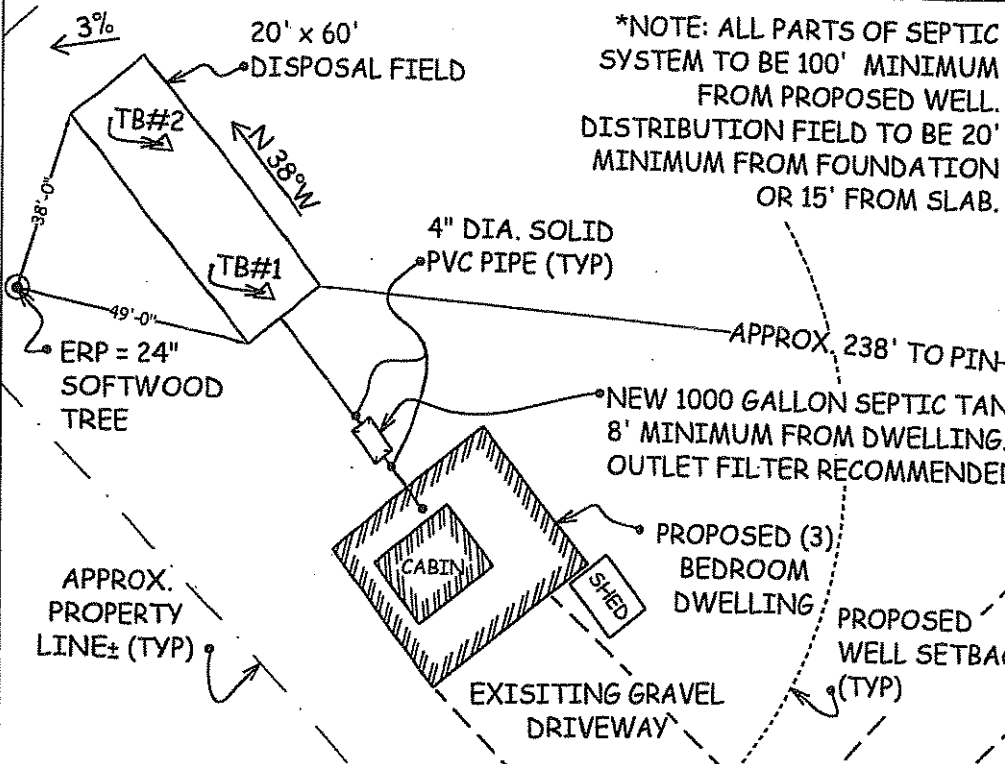
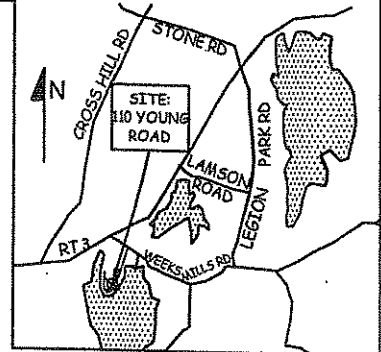
110 Young Road

Chadbourne Skip

SITE PLAN

Scale 1" = 40' ft. or as shown

SITE LOCATION PLAN



*NOTE: ALL PARTS OF SEPTIC SYSTEM TO BE 100' MINIMUM FROM PROPOSED WELL. DISTRIBUTION FIELD TO BE 20' MINIMUM FROM FOUNDATION OR 15' FROM SLAB.

NEW 1000 GALLON SEPTIC TANK
 8' MINIMUM FROM DWELLING.
 OUTLET FILTER RECOMMENDED

*INSTALL PER MAINE SUBSURFACE WASTE WATER DISPOSAL RULES.

SOIL DESCRIPTION AND CLASSIFICATION (Location of Observation Holes Shown Above)

Observation Hole 1 Test Pit Boring
 1/2" Depth of Organic Horizon Above Mineral Soil

Depth Below Mineral Soil Surface (inches)	Texture	Consistency	Color	Mottling
0	LOAM	FRIABLE	DARK BROWN	NONE
10	GRAVELLY SANDY LOAM		BROWN	
20			OLIVE BROWN	
30		FIRM		
40				
50				

Soil Classification 3 C Profile Condition	Slope 1 %	Limiting Factor 28"	<input type="checkbox"/> Ground Water <input checked="" type="checkbox"/> Restrictive Layer <input type="checkbox"/> Bedrock <input type="checkbox"/> Pit Depth
--	---------------------	-------------------------------	--

Observation Hole 2 Test Pit Boring
 1/2" Depth of Organic Horizon Above Mineral Soil

Depth Below Mineral Soil Surface (inches)	Texture	Consistency	Color	Mottling
0	LOAM	FRIABLE	DARK BROWN	NONE
10	SILTY LOAM		OLIVE BROWN	
20			OLIVE	
30		FIRM		COMMON DISTINCT
40				
50				

Soil Classification 8 C Profile Condition	Slope 3 %	Limiting Factor 20"	<input checked="" type="checkbox"/> Ground Water <input checked="" type="checkbox"/> Restrictive Layer <input type="checkbox"/> Bedrock <input type="checkbox"/> Pit Depth
--	---------------------	-------------------------------	---


Jeffrey L. Malinowski
 Site Evaluator Signature

373

SE #

12-19-17

Date



SUBSURFACE WASTEWATER DISPOSAL SYSTEM APPLICATION

Department of Human Services
 Division of Health Engineering
 (207) 287-5672 Fax: (207) 287-3165

Town, City, Plantation

Street, Road, Subdivision

Owner's Name

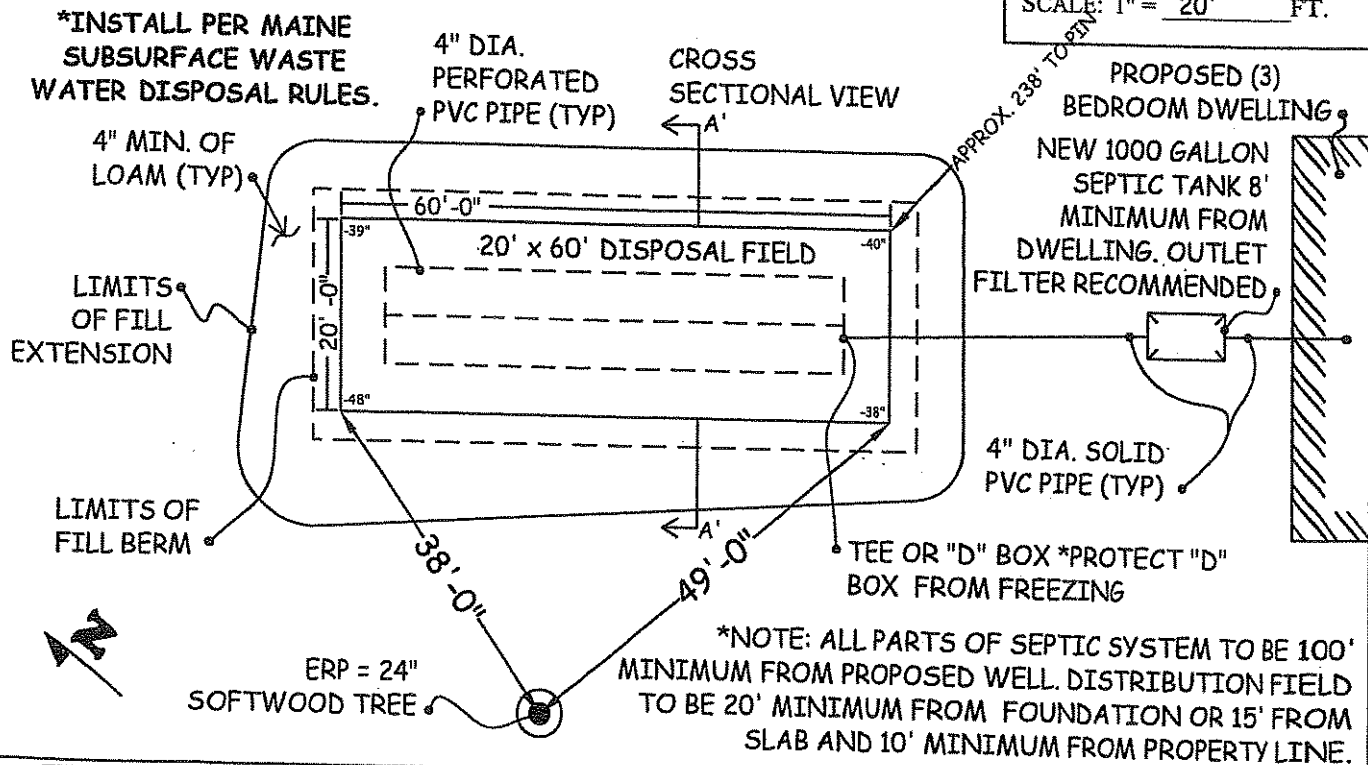
Augusta

110 Young Road

Chadbourne Skip

SUBSURFACE WASTEWATER DISPOSAL PLAN

SCALE: 1" = 20' FT.



FILL REQUIREMENTS

CONSTRUCTION ELEVATIONS

ELEVATION REFERENCE POINT

Depth of Fill (Upslope) 18"±
 Depth of Fill (Downslope) 24"±

Finished Grade Elevation
 Top of Distribution Pipe or Proprietary Device -36"
 Bottom of Disposal Area -48"

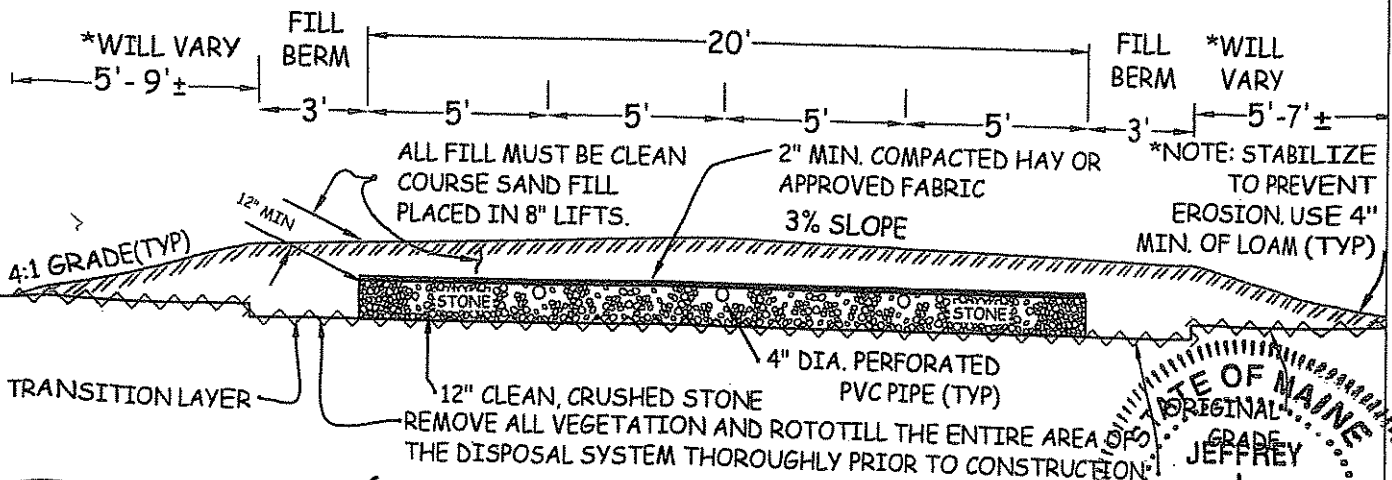
Location & Description: 24" Hardwood Tree
 62" Above Ground
 Reference Elevation: - 0" -

DISPOSAL AREA CROSS SECTION

Scale
 Horizontal 1" = 5' ft.
 Vertical 1" = 5' ft.

***INSTALL PER MAINE SUBSURFACE WASTE WATER DISPOSAL RULES.**

***DIVERT SURFACE WATER RUN-OFF**



Jeffrey L. Malinowski
 Site Evaluator Signature

373

SE #

12-19-2017

Date

